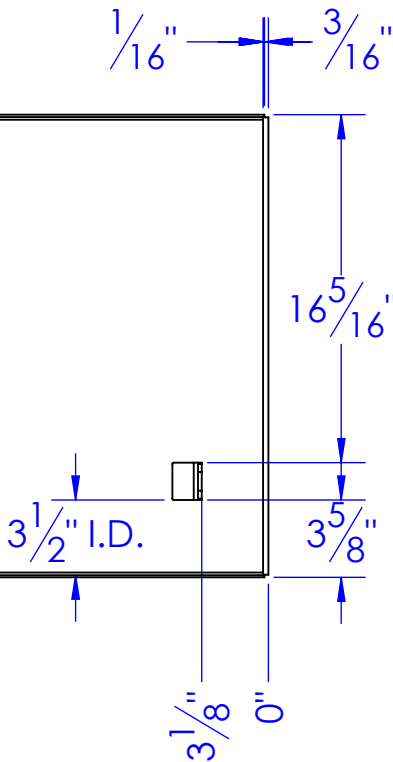
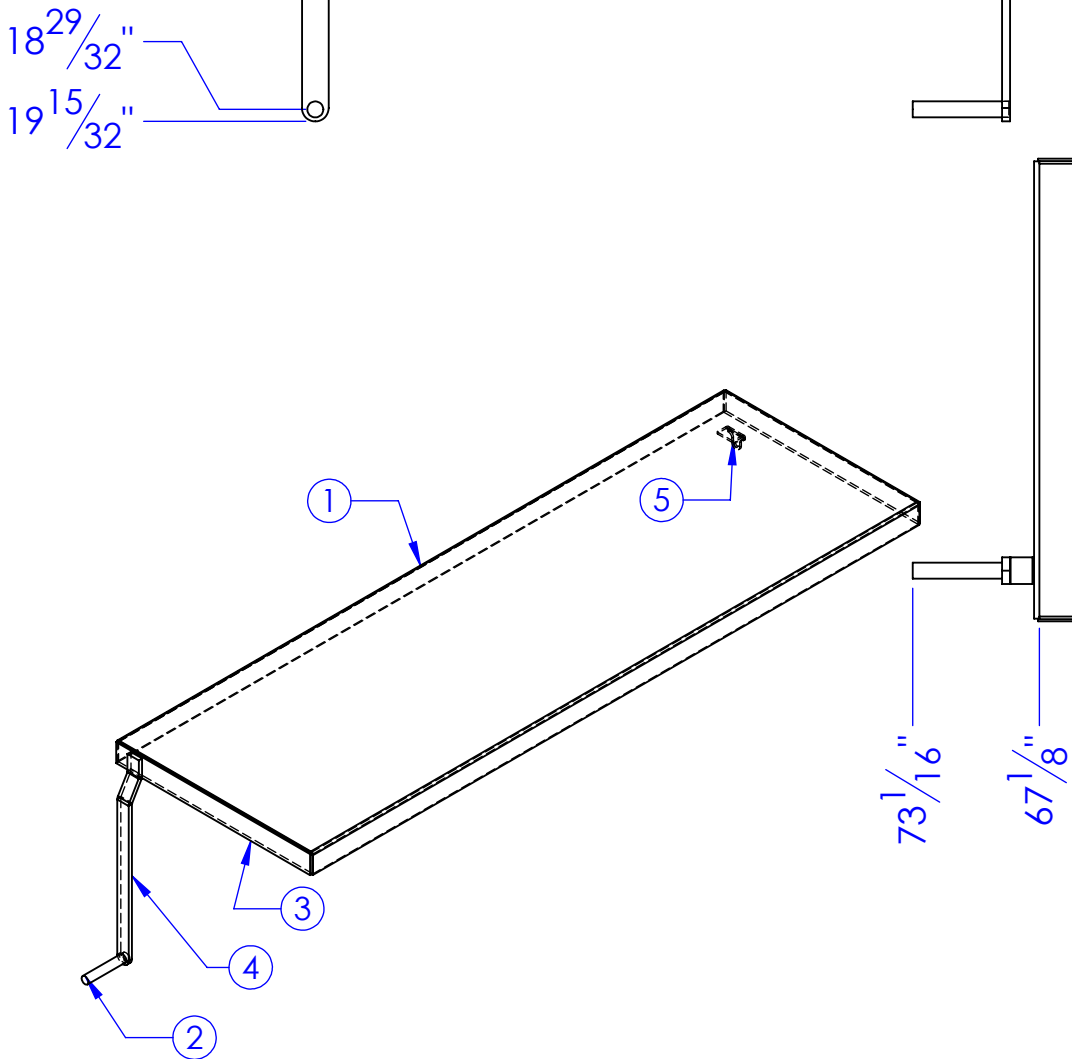
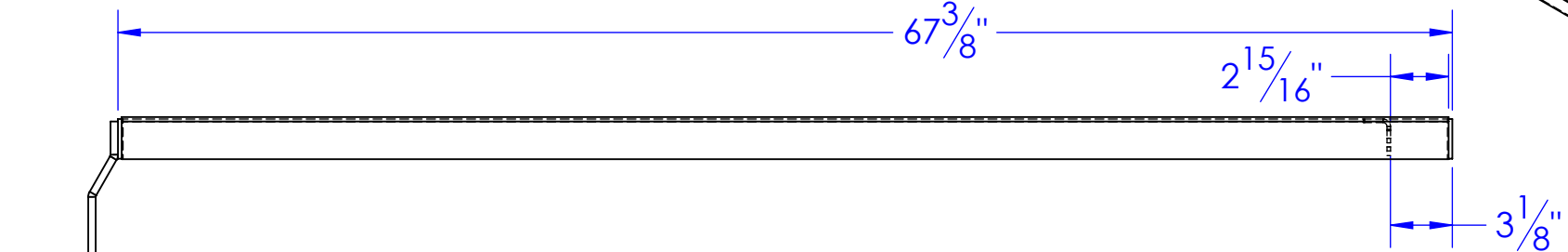
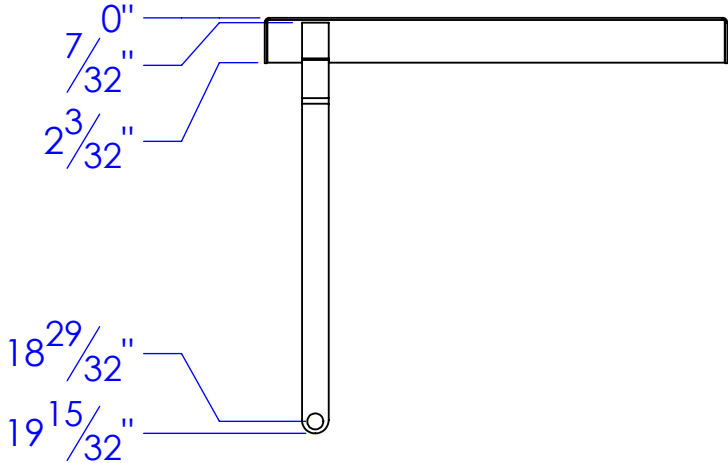
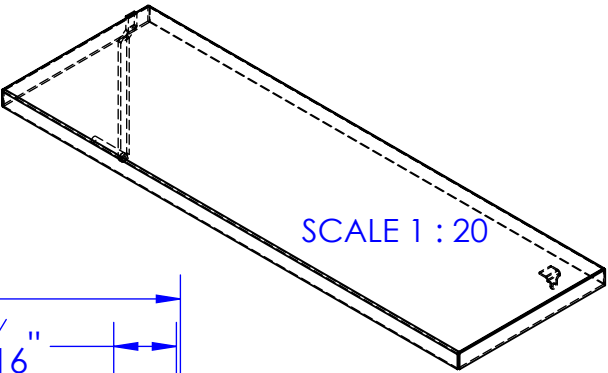


ITEM NO.	PART NUMBER	DESCRIPTION	MATERIAL	DRAWING #	QTY.
1	FP-HF12-18	LID, HF1200	12ga HRS.	30-2204	1
2	ST-HR .75 ROUND L 4.5	LENGTH: 4-1/2"	HR ROUND 3/4"	STOCK	1
3	FL .25 X 2 L 21.4375	LENGTH : 21-7/16"	FL- 1/4 x 2	STOCK	2
4	FP-HF18-21	HANDLE, HYDRA FEEDER 1800	3/8" HRS.	30-2306	1
5	FP-HF12-51	SHOCK MOUNT TAB	7ga HRS.	30-2207	1

REV.	REVISIONS DESCRIPTION	DATE	APPROVED
A	INITIAL RELEASE	4/21/2014	



CLASSIC STYLE LID ONLY

PROPRIETARY AND CONFIDENTIAL
THE INFORMATION CONTAINED IN THIS DRAWING IS THE SOLE PROPERTY OF <INSERT COMPANY NAME HERE>. ANY REPRODUCTION IN PART OR AS A WHOLE WITHOUT THE WRITTEN PERMISSION OF <INSERT COMPANY NAME HERE> IS PROHIBITED.

UNLESS OTHERWISE SPECIFIED:
DIMENSIONS ARE IN INCHES
TOLERANCES:
FRACTIONAL ± 1/16
ANGULAR: MACH ± 1 BEND ±
TWO PLACE DECIMAL ± 0.10
THREE PLACE DECIMAL ± 0.005
MATERIAL
DO NOT SCALE DRAWING

DRAWN	NAME	DATE	P.O. BOX 248, SABETHA KS. 66534 (785) 284-3674 FAX (785) 284-3931		
HEATH	4/22/2014				
PART #					
ASM #	HF-HF12-CLASSIC LID				
COMMENTS:					
CLASSIC STYLE LID, HF-1200, WELDMENT					
SIZE	DWG. NO.	REV			
B	30-1251	A			
SCALE: 1:9		WEIGHT: 60.21	SHEET 1 OF 1		